

Fiche Technique

Indra LED

Or mat Argent mat Cuivre mat
Blanc Noir Gris Chroom RAL



Caractéristiques:

| | |
|---------------------------|---------|
| Taille de découpe | Ø 152mm |
| Min. hauteur encastrée | 78mm |
| Poids | 1.25kg |
| IP | 20 |
| Classe d'isolation | II |
| Essai du fil incandescent | 850 °C |
| RoHS | Oui |
| Sans UV | Oui |
| Certification | CE |

Source de lumière:

| | |
|------------------------|------------------------------------|
| Température de couleur | 2700K - 3000K - 3500K - 4000K & PW |
| CRI | Ra 80 & Ra 90 |
| Refroidissement | Actif & Passif |
| Efficience | 92% |
| SDCM | <3 |
| Durée de vie | 50.000h |
| LB valeur | L80B10 |

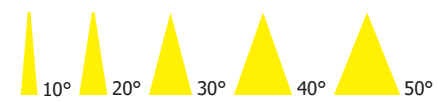
Alimentation:

| | |
|----------------|--------|
| Driver | Inclus |
| Voltage | 230V |
| Max. puissance | 51.5W |

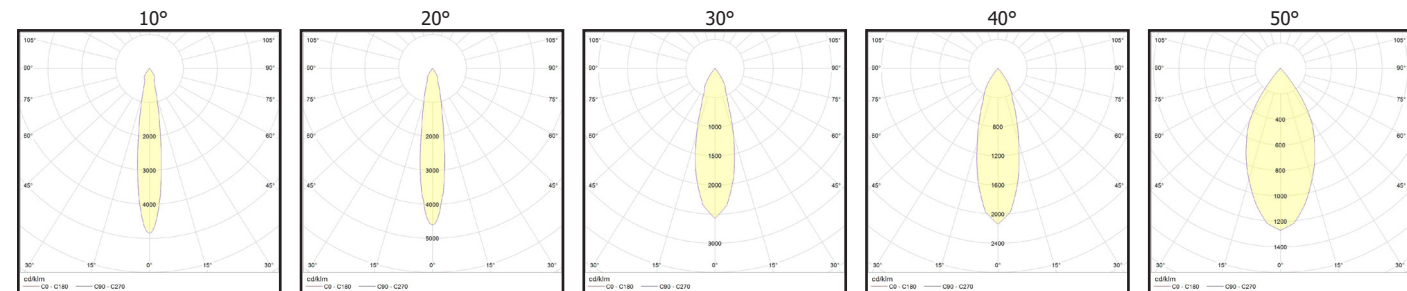
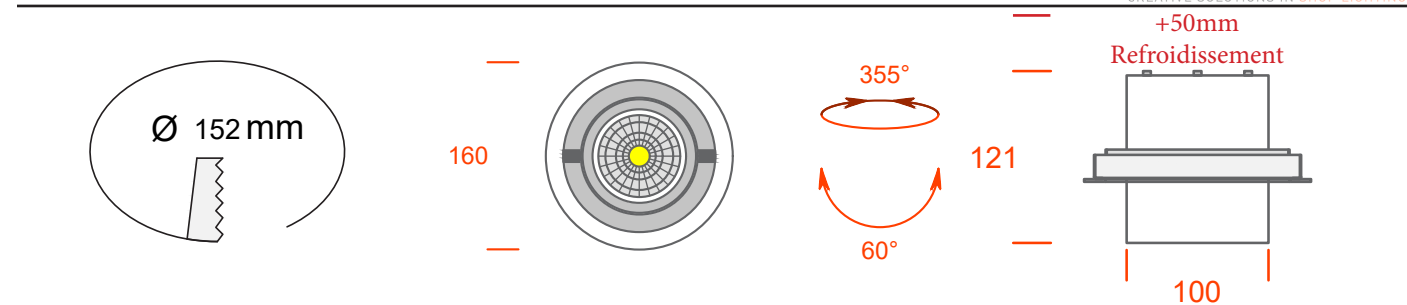
Options:

| | |
|----------------------|------------------------------|
| Barndoors | Non |
| Nid d'abeille | Oui |
| Filtre UV | Oui |
| LED couleur | Oui |
| Dimmable | 1 DALI & 2 Phase & 3 Casambi |
| Eclairage de secours | Non |
| Fixpoint | Non |

Reflectors:



Projection.eu
CREATIVE SOLUTIONS IN SHOP LIGHTING



| | Ra 80 | Ra 90 | 830 | 835 | 927 | 930 | 930PW | 935PW | 940PW |
|------------|-----------|-----------|------------|------------|------------|------------|------------|------------|------------|
| Lumen | Power (W) | Power (W) | Lumen/Watt | Lumen/Watt | Lumen/Watt | Lumen/Watt | Lumen/Watt | Lumen/Watt | Lumen/Watt |
| 1 2 3 700 | 7.2W | 7.1W | 96 | 101 | 102 | 106 | 106 | 111 | 114 |
| 1 2 3 1500 | 10.8W | 11.6W | 159 | 145 | 126 | 130 | 130 | 137 | 141 |
| 1 3 2000 | 13.0W | 16.7W | 155 | 158 | 120 | 124 | 124 | 131 | 134 |
| 1 3 2500 | 16.7W | 20.6W | 150 | 153 | 117 | 121 | 121 | 127 | 131 |
| 1 3 3000 | 20.7W | 26.0W | 145 | 148 | 112 | 116 | 116 | 122 | 125 |
| 1 3 3500 | 24.7W | 31.0W | 142 | 144 | 108 | 112 | 112 | 118 | 121 |
| 1 3 4000 | 29.8W | 37.5W | 136 | 139 | 103 | 107 | 107 | 113 | 116 |
| 1 3 5000 | 35.8W | 46.2W | 144 | 147 | 110 | 115 | 115 | 120 | 124 |
| 1 3 6000 | 46.2W | 51.5W | 136 | 139 | 108 | 113 | 113 | 117 | 121 |

Data Sheet

Indra LED

Gold mat Silver mat Copper mat
White Black Grey Chrome RAL



Characteristics:

| | |
|----------------------|---------|
| Cut-out size | Ø 152mm |
| Min. recessed height | 78mm |
| Weight | 1.25kg |
| IP | 20 |
| Isolation class | II |
| Glow wire test | 850 °C |
| RoHS | Yes |
| UV free | Yes |
| Certification | CE |

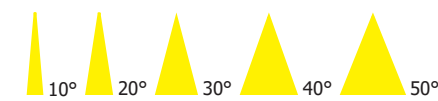
Light source:

| | |
|--------------------|------------------------------------|
| Colour temperature | 2700K - 3000K - 3500K - 4000K & PW |
| CRI | Ra 80 & Ra 90 |
| Cooling | Actif & Passif |
| Efficiency | 92% |
| SDCM | <3 |
| Lifetime | 50.000h |
| LB value | L80B10 |

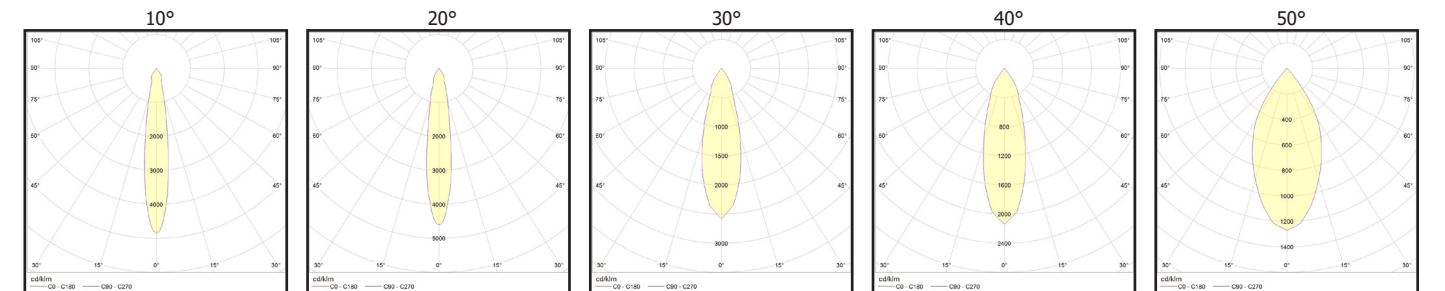
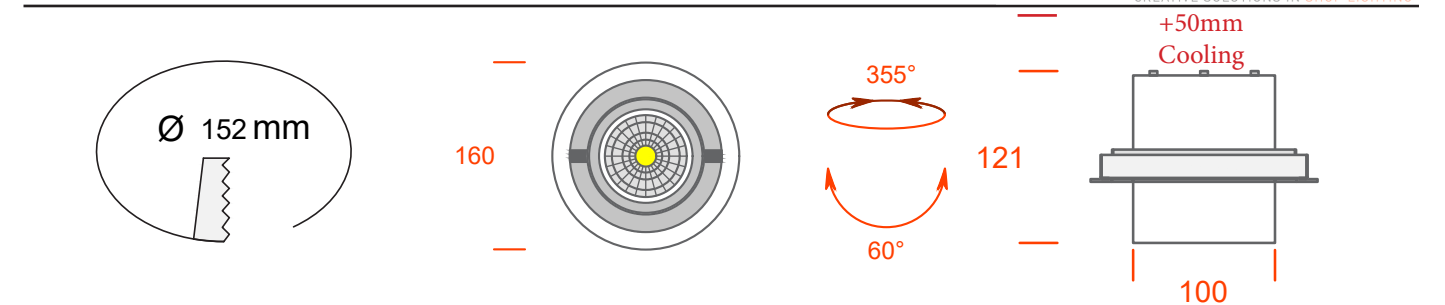
Power supply:

| | |
|------------|----------|
| Driver | Included |
| Voltage | 230V |
| Max. power | 51.5W |

Reflectors:



Projection.eu
CREATIVE SOLUTIONS IN SHOP LIGHTING

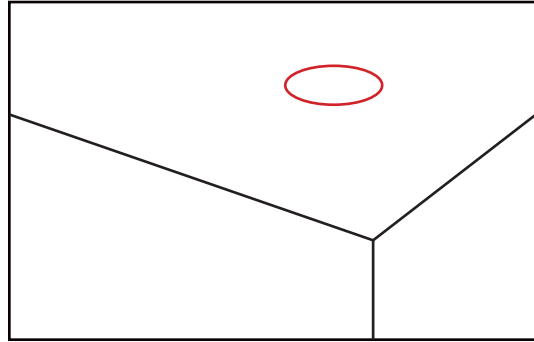


| | Ra 80 | Ra 90 | 830 | 835 | 927 | 930 | 930PW | 935PW | 940PW |
|------------|-----------|-----------|------------|------------|------------|------------|------------|------------|------------|
| Lumen | Power (W) | Power (W) | Lumen/Watt | Lumen/Watt | Lumen/Watt | Lumen/Watt | Lumen/Watt | Lumen/Watt | Lumen/Watt |
| 1 2 3 700 | 7.2W | 7.1W | 96 | 101 | 102 | 106 | 106 | 111 | 114 |
| 1 2 3 1500 | 10.8W | 11.6W | 159 | 145 | 126 | 130 | 130 | 137 | 141 |
| 1 3 2000 | 13.0W | 16.7W | 155 | 158 | 120 | 124 | 124 | 131 | 134 |
| 1 3 2500 | 16.7W | 20.6W | 150 | 153 | 117 | 121 | 121 | 127 | 131 |
| 1 3 3000 | 20.7W | 26.0W | 145 | 148 | 112 | 116 | 116 | 122 | 125 |
| 1 3 3500 | 24.7W | 31.0W | 142 | 144 | 108 | 112 | 112 | 118 | 121 |
| 1 3 4000 | 29.8W | 37.5W | 136 | 139 | 103 | 107 | 107 | 113 | 116 |
| 1 3 5000 | 35.8W | 46.2W | 144 | 147 | 110 | 115 | 115 | 120 | 124 |
| 1 3 6000 | 46.2W | 51.5W | 136 | 139 | 108 | 113 | 113 | 117 | 121 |



Fiche d'Installation Installation Manual

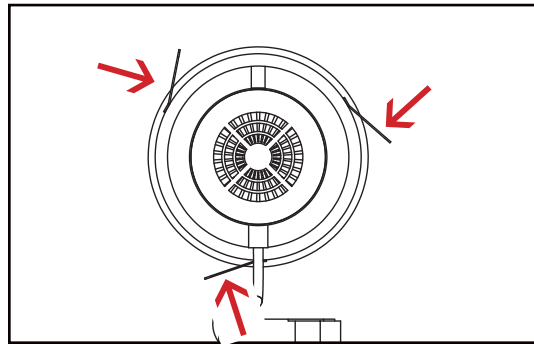
STEP 1



Découpe du plafond a la taille requise

Cut the ceiling to the required size

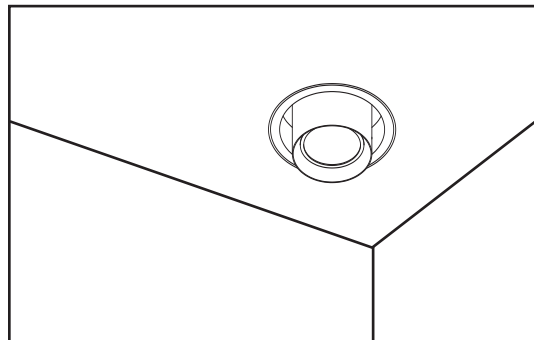
STEP 3



Pressez les 3 ailes

Squeeze the 3 wings

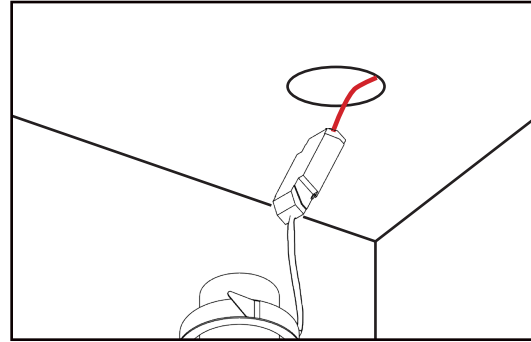
STEP 5



Tournez le spot de cette façon à ce que les ailes se fixent d'elles-mêmes

Turn the spot so that the wings attach themselves

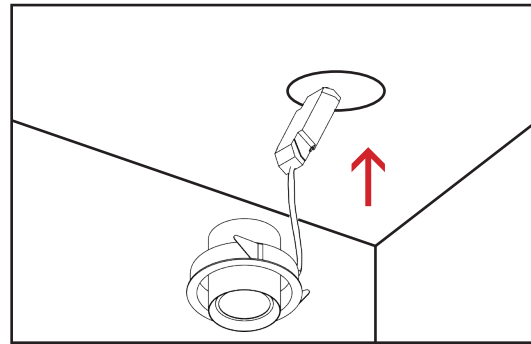
STEP 2



Effectuer le branchement électrique

Make the electrical connection

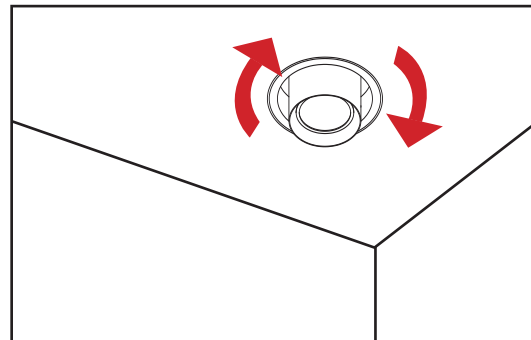
STEP 4



Inserez le spot dans le plafond

Insert the spotlight into the ceiling

STEP 6



Orientez le spot dans la direction choisie


Point the spotlight in the chosen direction

Indra LED



Indra LED avec finition bronze
Indra LED with bronze finish

Nid d'abeille
Honeycomb



Filtre UV
UV filter



Technique de Gradation
Dimming Technology



CASAMBI



LED couleur / Colour LED

