

# Fiche Technique

## Crea 1 LED

☐ Blanc
 ☐ Noir
 ☐ Gris
 ☐ Chromo
 ☐ RAL



### Caractéristiques:

Taille de découpe  
Min. hauteur encastrée  
Poids  
IP  
Classe d'isolation  
Essai du fil incandescent  
RoHS  
Sans UV  
Certification

172 x 172mm  
123mm  
1.6kg  
20  
II  
850 °C  
Oui  
Oui  
CE

### Source de lumière:

Température de couleur  
CRI  
Refroidissement  
Efficience  
SDCM  
Durée de vie  
LB valeur

2700K - 3000K -  
3500K - 4000K & PW  
Ra 80 & Ra 90  
Actif & Passif  
92%  
<3  
50.000h  
L80B10

### Alimentation:

Driver  
Voltage  
Max. puissance

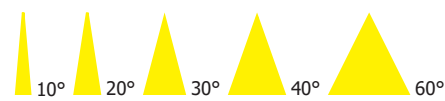
Inclus  
230V  
51.5W

### Options:

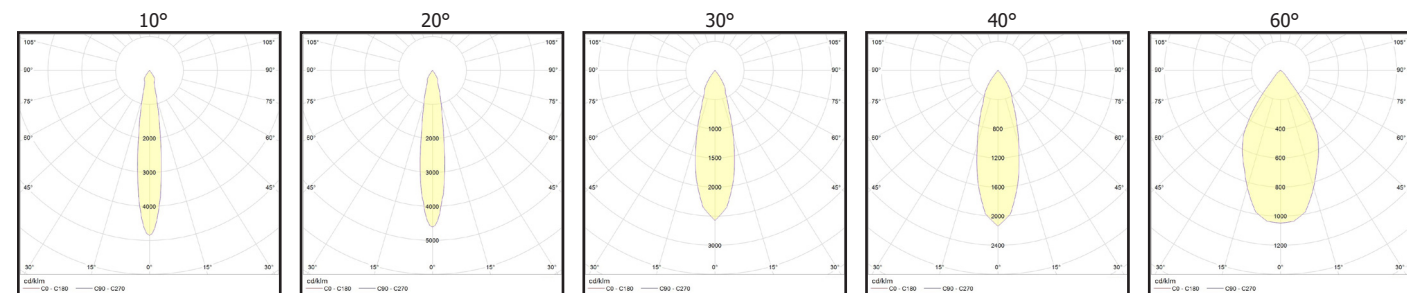
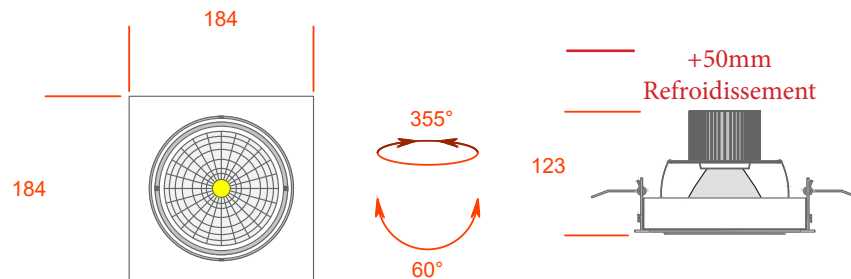
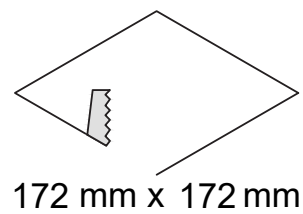
Barndoors  
Nid d'abeille  
Filtre UV  
LED couleur  
Dimmable  
Eclairage de secours  
Fixpoint  
Lumière alternative  
Puissance lampe

Non  
Oui  
Oui  
Oui  
1 DALI &  
2 Phase &  
3 Casambi  
1h  
Non  
G53 - AR111  
10W - 15W

### Reflectors:



**Projection**.eu  
CREATIVE SOLUTIONS IN SHOP LIGHTING



|            | Ra 80     | Ra 90     | 830        | 835        | 927        | 930        | 930PW      | 935PW      | 940PW      |
|------------|-----------|-----------|------------|------------|------------|------------|------------|------------|------------|
| Lumen      | Power (W) | Power (W) | Lumen/Watt | Lumen/Watt | Lumen/Watt | Lumen/Watt | Lumen/Watt | Lumen/Watt | Lumen/Watt |
| 1 2 3 700  | 7.2W      | 7.1W      | 96         | 101        | 102        | 106        | 106        | 111        | 114        |
| 1 2 3 1500 | 10.8W     | 11.6W     | 159        | 145        | 126        | 130        | 130        | 137        | 141        |
| 1 3 2000   | 13.0W     | 16.7W     | 155        | 158        | 120        | 124        | 124        | 131        | 134        |
| 1 3 2500   | 16.7W     | 20.6W     | 150        | 153        | 117        | 121        | 121        | 127        | 131        |
| 1 3 3000   | 20.7W     | 26.0W     | 145        | 148        | 112        | 116        | 116        | 122        | 125        |
| 1 3 3500   | 24.7W     | 31.0W     | 142        | 144        | 108        | 112        | 112        | 118        | 121        |
| 1 3 4000   | 29.8W     | 37.5W     | 136        | 139        | 103        | 107        | 107        | 113        | 116        |
| 1 3 5000   | 35.8W     | 46.2W     | 144        | 147        | 110        | 115        | 115        | 120        | 124        |
| 1 3 6000   | 46.2W     | 51.5W     | 136        | 139        | 108        | 113        | 113        | 117        | 121        |

# Data Sheet

## Crea 1 LED

☐ White
 ☐ Black
 ☐ Grey
 ☐ Chrome
 ☐ RAL



### Characteristics:

Cut-out size  
Min. recessed height  
Weight  
IP  
Isolation class  
Glow wire test  
RoHS  
UV free  
Certification

172 x 172mm  
123mm  
1.6kg  
20  
II  
850 °C  
Yes  
Yes  
CE

### Light source:

Colour temperature  
CRI  
Cooling  
Efficiency  
SDCM  
Lifetime  
LB value

2700K - 3000K -  
3500K - 4000K & PW  
Ra 80 & Ra 90  
Actif & Passif  
92%  
50.000h  
L80B10

### Power supply:

Driver  
Voltage  
Max. power

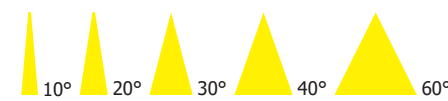
Included  
230V  
51.5W

### Options:

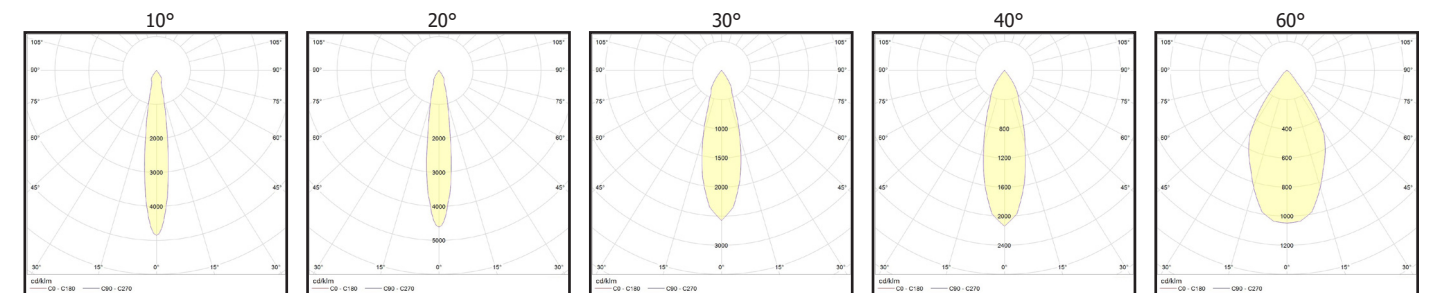
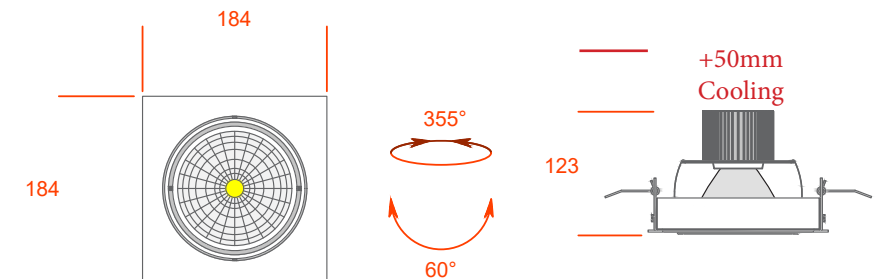
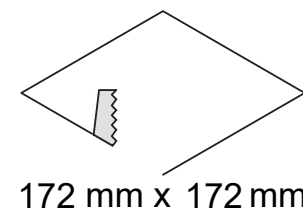
Barndoors  
Honeycomb  
UV filter  
Colour LED  
Dimmable  
Emergency light  
Fixpoint  
Alternative light source  
Power lamp

No  
Yes  
Yes  
Yes  
1 DALI &  
2 Phase &  
3 Casambi  
1h  
No  
G53 - AR111  
10W - 15W

### Reflectors:



**Projection**.eu  
CREATIVE SOLUTIONS IN SHOP LIGHTING

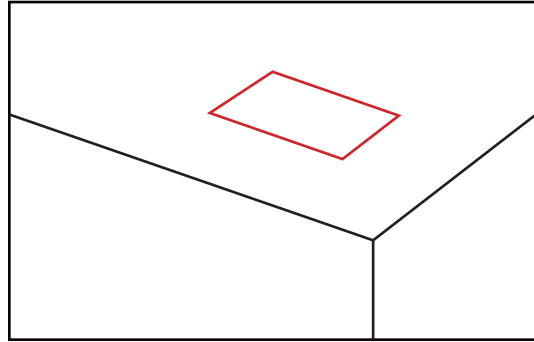


|            | Ra 80     | Ra 90     | 830        | 835        | 927        | 930        | 930PW      | 935PW      | 940PW      |
|------------|-----------|-----------|------------|------------|------------|------------|------------|------------|------------|
| Lumen      | Power (W) | Power (W) | Lumen/Watt | Lumen/Watt | Lumen/Watt | Lumen/Watt | Lumen/Watt | Lumen/Watt | Lumen/Watt |
| 1 2 3 700  | 7.2W      | 7.1W      | 96         | 101        | 102        | 106        | 106        | 111        | 114        |
| 1 2 3 1500 | 10.8W     | 11.6W     | 159        | 145        | 126        | 130        | 130        | 137        | 141        |
| 1 3 2000   | 13.0W     | 16.7W     | 155        | 158        | 120        | 124        | 124        | 131        | 134        |
| 1 3 2500   | 16.7W     | 20.6W     | 150        | 153        | 117        | 121        | 121        | 127        | 131        |
| 1 3 3000   | 20.7W     | 26.0W     | 145        | 148        | 112        | 116        | 116        | 122        | 125        |
| 1 3 3500   | 24.7W     | 31.0W     | 142        | 144        | 108        | 112        | 112        | 118        | 121        |
| 1 3 4000   | 29.8W     | 37.5W     | 136        | 139        | 103        | 107        | 107        | 113        | 116        |
| 1 3 5000   | 35.8W     | 46.2W     | 144        | 147        | 110        | 115        | 115        | 120        | 124        |
| 1 3 6000   | 46.2W     | 51.5W     | 136        | 139        | 108        | 113        | 113        | 117        | 121        |



# Fiche d'Installation Installation Manual

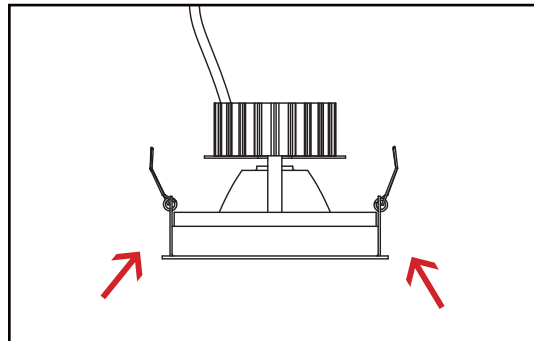
## STEP 1



Découpe du plafond a la taille requise

Cut the ceiling to the required size

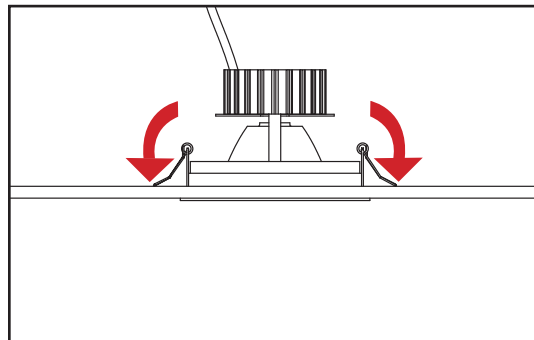
## STEP 3



Poussez tous les ressorts vers le haut

Push up all the springs

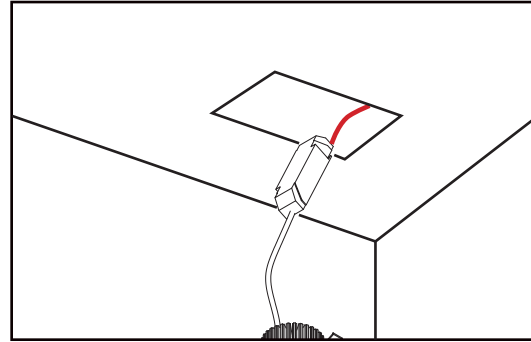
## STEP 5



Laisser redescendre les ressort

Let the springs come down

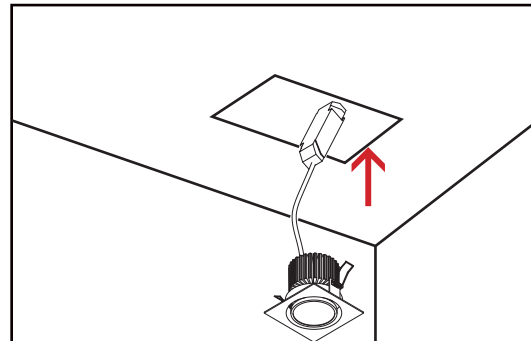
## STEP 2



Effectuer le branchement électrique

Make the electrical connection

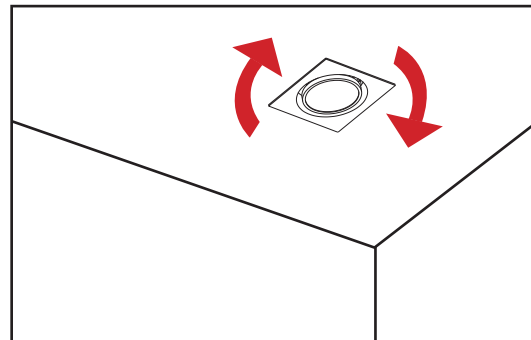
## STEP 4



Inserez le spot dans le plafond

Insert the spotlight into the ceiling

## STEP 6



Orientez le spot dans la direction choisie


Point the spotlight in the chosen direction

# Crea 1 LED



Crea 1 LED

Nid d'abeille  
Honeycomb



Filtre UV  
UV filter



Lampe AR111  
AR111 lamp



Eclairage de secours  
Emergency light



Technique de Gradation  
Dimming Technology



CASAMBI

LED couleur / Colour LED

