

Fiche Technique

Carat 2 LED

☐ Blanc
 ☐ Noir
 ☐ Gris
 ☐ Chromo
 ☐ RAL



Caractéristiques:

Taille de découpe	110 x 245mm	Température de couleur	2700K - 3000K -
Min. hauteur encastrée	115mm		3500K - 4000K & PW
Poids	1.65kg	CRI	Ra 80 & Ra 90
IP	20	Refroidissement	Passif
Classe d'isolation	II	Efficience	92%
Essai du fil incandescent	850 °C	SDCM	<3
RoHS	Oui	Durée de vie	50.000h
Sans UV	Oui	LB valeur	L80B10
Certification	CE		

Source de lumière:

Température de couleur	2700K - 3000K -
	3500K - 4000K & PW
CRI	Ra 80 & Ra 90
Refroidissement	Passif
Efficience	92%
SDCM	<3
Durée de vie	50.000h
LB valeur	L80B10

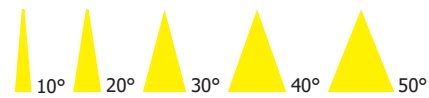
Options:

Barndoors	Non
Nid d'abeille	Oui
Filtre UV	Oui
LED couleur	Oui
Dimmable	1 DALI & 2 Phase & 3 Casambi
Eclairage de secours	1h
Fixpoint	Non

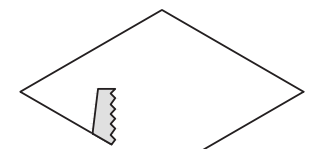
Alimentation:

Driver	Inclus
Voltage	230V
Max. puissance	124W

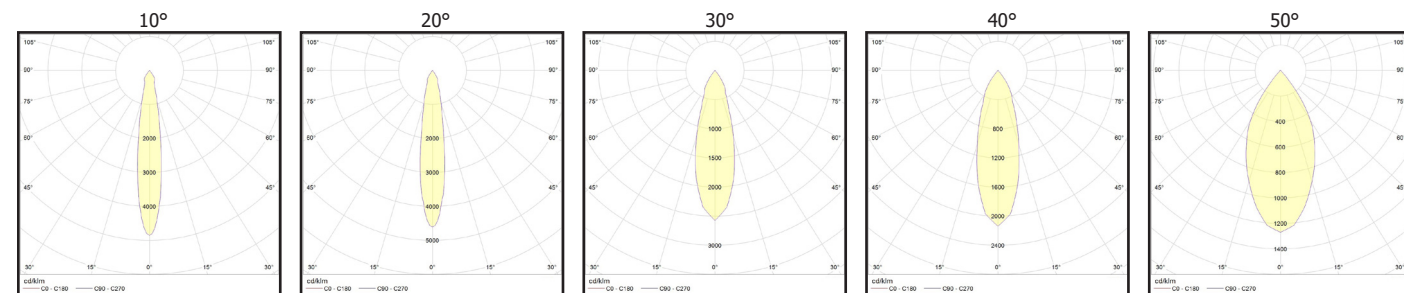
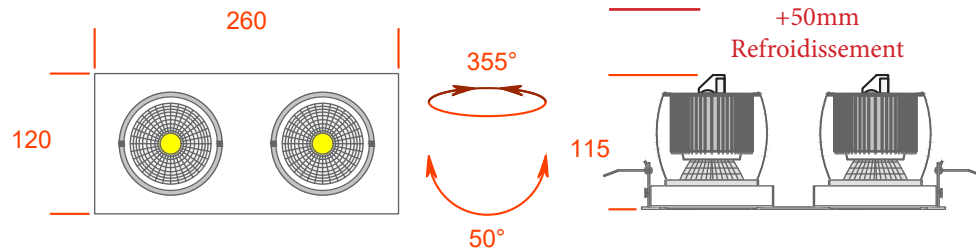
Reflectors:



Projection.eu
CREATIVE SOLUTIONS IN SHOP LIGHTING



110 mm x 245 mm



	Ra 80	Ra 90	830	835	927	930	930PW	935PW	940PW
Lumen	Power (W)	Power (W)	Lumen/Watt	Lumen/Watt	Lumen/Watt	Lumen/Watt	Lumen/Watt	Lumen/Watt	Lumen/Watt
1 2 3 700	14.4W	14.2W	96	101	102	106	106	111	114
1 2 3 1500	21.6W	23.2W	159	145	126	130	130	137	141
1 3 2000	26.0W	33.4W	155	158	120	124	124	131	134
1 3 2500	33.4W	41.2W	150	153	117	121	121	127	131
1 3 3000	41.4W	52.0W	145	148	112	116	116	122	125
1 3 3500	49.4W	62.0W	142	144	108	112	112	118	121
1 3 4000	59.6W	-	136	139	-	-	-	-	-
5000	-	-	-	-	-	-	-	-	-
6000	-	-	-	-	-	-	-	-	-

Data Sheet

Carat 2 LED

☐ White
 ☐ Black
 ☐ Grey
 ☐ Chrome
 ☐ RAL



Characteristics:

Cut-out size	110 x 245mm	Colour temperature	2700K - 3000K -
Min. recessed height	115mm		3500K - 4000K & PW
Weight	1.65kg	CRI	Ra 80 & Ra 90
IP	20	Cooling	Passif
Isolation class	II	Efficiency	92%
Glow wire test	850 °C	SDCM	<3
RoHS	Yes	Lifetime	50.000h
UV free	Yes	LB value	L80B10
Certification	CE		

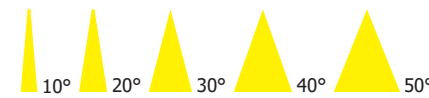
Light source:

Colour temperature	2700K - 3000K -
	3500K - 4000K & PW
CRI	Ra 80 & Ra 90
Cooling	Passif
Efficiency	92%
SDCM	<3
Lifetime	50.000h
LB value	L80B10

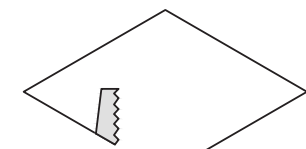
Power supply:

Driver	Included
Voltage	230V
Max. power	124W

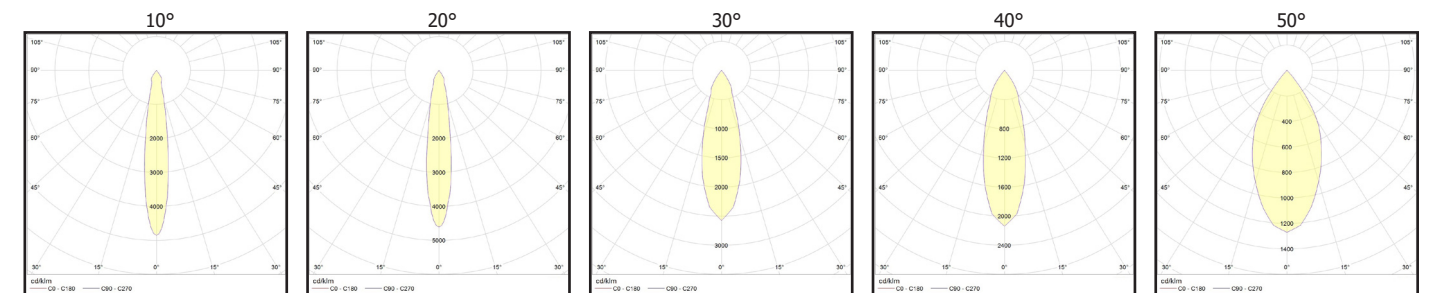
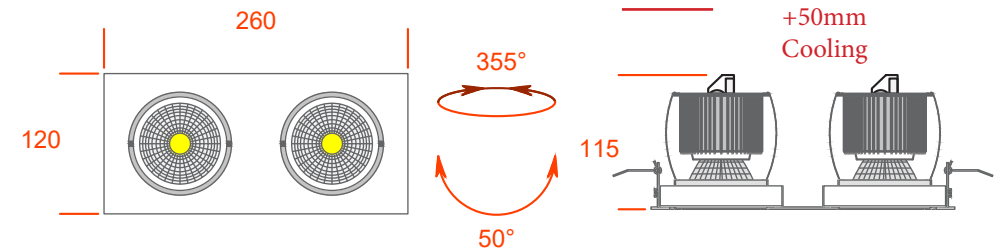
Reflectors:



Projection.eu
CREATIVE SOLUTIONS IN SHOP LIGHTING



110 mm x 245 mm

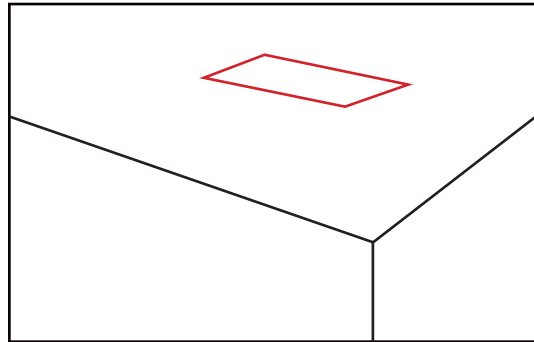


	Ra 80	Ra 90	830	835	927	930	930PW	935PW	940PW
Lumen	Power (W)	Power (W)	Lumen/Watt	Lumen/Watt	Lumen/Watt	Lumen/Watt	Lumen/Watt	Lumen/Watt	Lumen/Watt
1 2 3 700	14.4W	14.2W	96	101	102	106	106	111	114
1 2 3 1500	21.6W	23.2W	159	145	126	130	130	137	141
1 3 2000	26.0W	33.4W	155	158	120	124	124	131	134
1 3 2500	33.4W	41.2W	150	153	117	121	121	127	131
1 3 3000	41.4W	52.0W	145	148	112	116	116	122	125
1 3 3500	49.4W	62.0W	142	144	108	112	112	118	121
1 3 4000	59.6W	-	136	139	-	-	-	-	-
5000	-	-	-	-	-	-	-	-	-
6000	-	-	-	-	-	-	-	-	-



Fiche d'Installation Installation Manual

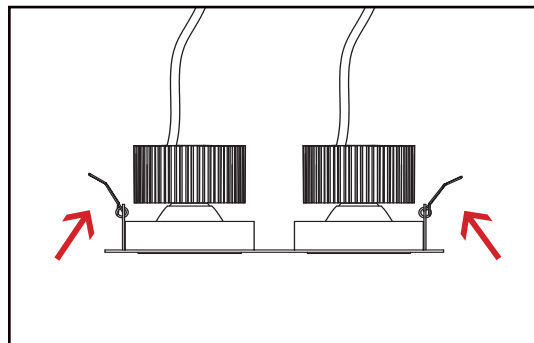
STEP 1



Découpe du plafond a la taille requise

Cut the ceiling to the required size

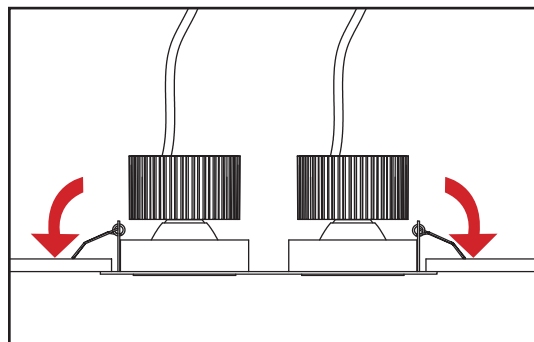
STEP 3



Poussez tous les ressorts vers le haut

Push up all the springs

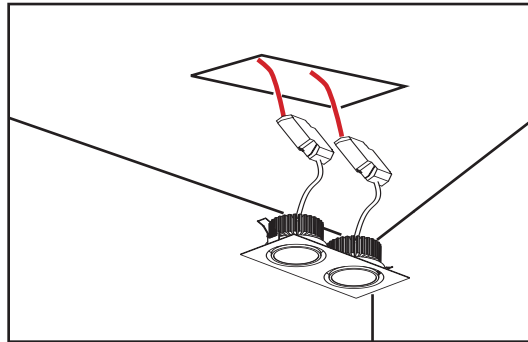
STEP 5



Laisser redescendre les ressort

Let the springs come down

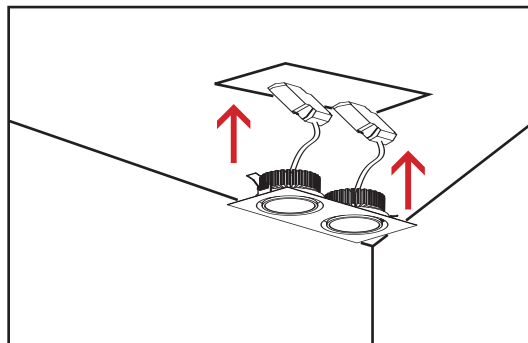
STEP 2



Effectuer le branchement électrique

Make the electrical connection

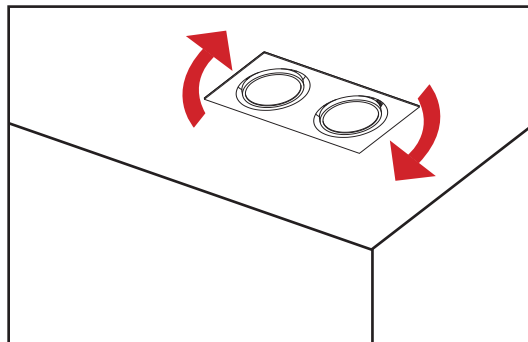
STEP 4



Inserez le spot dans le plafond

Insert the spotlight into the ceiling

STEP 6




Orientez le spot dans la direction choisie

Point the spotlight in the chosen direction



Carat 2 LED

Nid d'abeille
Honeycomb



Filtre UV
UV filter



Eclairage de secours
Emergency light



Technique de Gradation
Dimming Technology



CASAMBI

LED couleur / Colour LED

